



Fashion History

Chapter 5 Study Guide

Directions: As you read the chapter, answer the following questions. Later you can use this study guide to review for the test for Chapter 5.

1. How were the earliest garments formed? _____

2. Describe the “fashions” of ancient Egypt. _____

3. Describe one of the basic garments in an ancient Roman’s wardrobe. _____

4. How were fashions of the Qin dynasty simple yet elaborate? _____

5. How, in general, did European fashions change during the Middle Ages? _____

6. How did New World exploration affect clothing styles during the Renaissance? _____

7. Describe how fashions were simplified as the eighteenth century ended. _____

(continued on next page)

Chapter 5
Study Guide (continued)

8. How did changing fashions reflect women's changing roles in the 1890s? _____

9. How did politics affect fashion for much of history? _____


10. What factors led to the growth of ready-to-wear? _____

11. How were the first manufactured fibers produced? _____

12. How did World War II affect fashions? _____

13. What radical changes did men's fashions undergo in the 1960s? _____

14. What fashion characteristics do people look for in fashions at the early turn of the twenty-first century?



Exploring Fashion History

Chapter 5
Activity

Directions: Research what people wore during one of the historical periods below, using your text and at least one other resource. Focus on either male or female fashions. Summarize your research below. Illustrate one example of an outfit from the time period. You may draw the outfit or create a paper doll with construction paper or fabric swatches to show the fashions.

Ancient Egypt	Middle Ages	Late Eighteenth Century
Minoan	Renaissance	Early Nineteenth Century
Ancient Greece	Seventeenth Century	Mid Nineteenth Century
Roman Empire	Early Eighteenth Century	Late Nineteenth Century
Ancient China and Japan	Mid Eighteenth Century	Twentieth Century (One Decade)

Period Chosen to Research _____ Male or Female Fashions _____

1. Describe the following garment parts:

Dresses/Pants/Shirts _____

Sleeves _____


Neckline and Collar _____

Other Features _____

2. What colors were popular for clothing during this time period? _____

3. What significant historical or cultural events influenced fashion during this time period? _____

4. What resource did you use? _____



Fashion Styles

Chapter 6 Study Guide

Directions: As you read the chapter, answer the following questions. Later you can use this study guide to review for the test for Chapter 6.

1. Using fashion terms, how would you describe two jackets with different looks? _____

2. Would you expect a bold, elaborate design to become a classic? Why or why not? _____

3. How might avant-garde and retro fashions be considered opposites? _____

4. What is the difference between a fashion cycle and a fashion swing? _____

5. What is distinctive about a cowl neckline? _____

6. How did the sweetheart neckline get its name? _____

7. Do all necklines have collars? Explain. _____

8. What forms the notch in a notched collar? _____

9. What is noticeable about a jabot collar? _____

(continued on next page)

Chapter 6
Study Guide (continued)

10. How are dolman and leg of mutton sleeves similar? _____

11. Describe two ways that a style may acquire its name. _____

12. What are the two basic categories of dress styles? _____

13. How are the sheath and princess styles of dress similar? How are they different? _____

14. How is a shirt different from a blouse? _____


15. What sports have inspired names of shirts? _____

16. What features create shapes in skirts? _____

17. What do bell-bottoms, culottes, and palazzos have in common? _____

18. How do single- and double-breasted jackets differ? _____

19. Besides appearance, what is a notable feature of the trench coat? _____



Clothing Style Terms

Chapter 6 Activity

Directions: Match each description in the left column with the correct fashion term in the right column. Write the letter of the answer in the space provided. No term will be used more than once. Some terms will not be used.

Definitions

- _____ 1. Dress with billowed effect created by gathering the bodice fullness and letting it fall over the waistline seam.
- _____ 2. Close-fitting dress with no waistline seam and shaped by darts.
- _____ 3. Hip-length jacket styled after those worn by sailors.
- _____ 4. Soft, bias-cut neckline draped in the front or back.
- _____ 5. Close-fitting, flared dress or coat that has no waistline; fit is achieved with seams.
- _____ 6. Classic single- or double-breasted jacket.
- _____ 7. Style of sleeve that is cut in one piece with the bodice.
- _____ 8. Hip-length shirt style inspired by the ancient Romans.
- _____ 9. Straight-cut, loose-fitting dress with no waistline seam.
- _____ 10. Pants that look like a skirt.
- _____ 11. Velvet-collared jacket named for a 19th-century earl.
- _____ 12. Short, open jacket that ends above the waist.
- _____ 13. Dress with a high waistline placed just below the bust.
- _____ 14. One-piece garment that combines bodice and pants.
- _____ 15. Shirt part that folds back to form a continuation of the collar.
- _____ 16. Skirt formed by shaped panels.
- _____ 17. Collarless jacket or sweater that buttons down the front.
- _____ 18. Type of sleeve that is stitched into an armhole seam.
- _____ 19. One-piece collar and lapel that form a continuous, curved line around the neck to the front closure of a garment.
- _____ 20. Skirt or dress that falls to mid-thigh.

Terms

- A. A-line
- B. blazer
- C. blouson
- D. bolero
- E. cardigan
- F. chemise
- G. chesterfield
- H. cowl
- I. culottes
- J. empire
- K. gored
- L. henley
- M. jumpsuit
- N. kilt
- O. kimono
- P. lapel
- Q. mini
- R. pea
- S. princess
- T. raglan
- U. set-in
- V. shawl
- W. sheath
- X. shift
- Y. sweetheart
- Z. tunic